

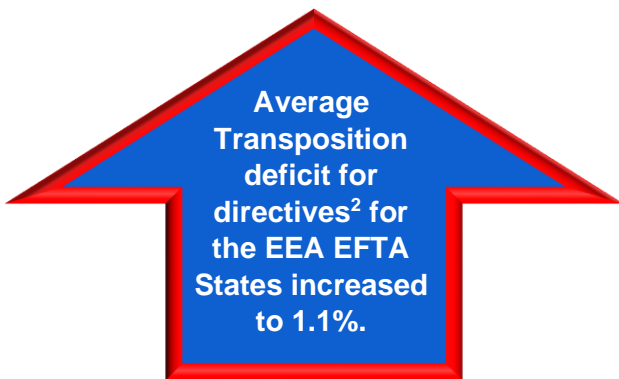
The Internal Market aims at guaranteeing the free movement of goods, capital, services, and people across the EEA. A functioning internal market stimulates competition and trade for businesses, improves efficiency, raises quality and helps cut prices for consumers. It also improves living and working conditions for all citizens and strengthens environmental standards. The purpose of monitoring the Member States' timely compliance with EEA law is to ensure the full benefits of the EEA agreement for all stakeholders.

The transposition deficit indicates how many directives and regulations the EEA EFTA States have failed to communicate as transposed on time. In line with the European Commission's Single Market Act proposed in April 2011, we are looking at a benchmark of 0.5%.¹

The incompleteness rate is an overall indicator of gaps in the EEA framework. Whenever one or more EEA States fail to transpose a directive or regulation on time, this leaves a gap, meaning that instead of covering all EEA States, the internal market remains fragmented. Consequently, the economic interests of all EEA States are affected even if only one EEA State does not deliver on time.

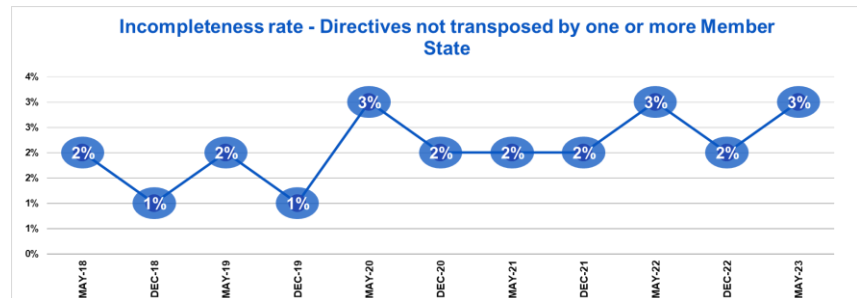
This Internal Market Scoreboard (No 52), reports on the status of the EFTA Member States only, and takes into account all transposition notifications made by 11 June 2023 for directives and regulations with a transposition deadline on or before 31 May 2023.

Transposition deficit – Directives



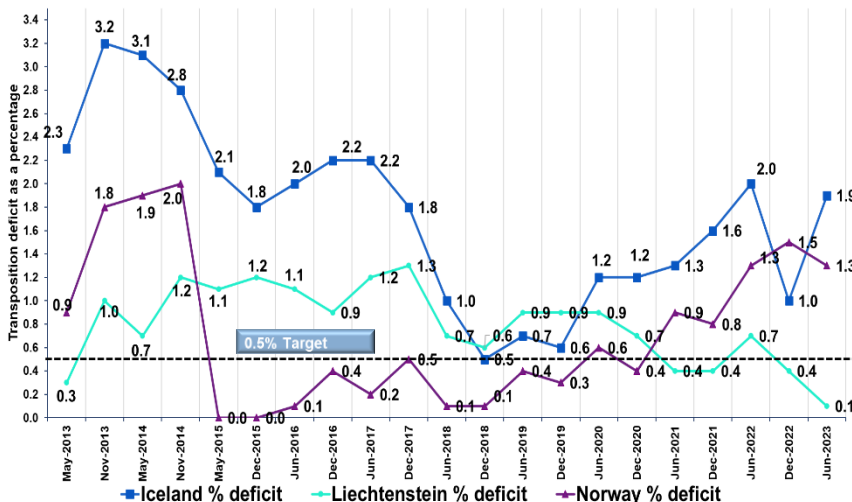
Incompleteness rate

3% = 20 Directives

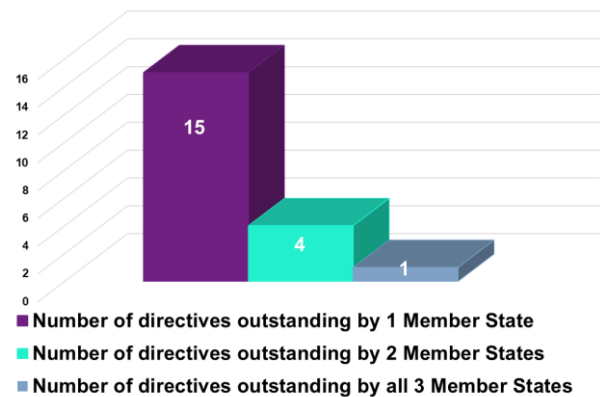


42% of all outstanding Directives fall in the Financial Services and Environment sectors

EFTA States' transposition deficit over the past 10 years - Directives



Total number of directives not transposed



¹ In line with the benchmark used by the European Commission (2011 Communication on the Single Market Act), ESA calls on the EEA EFTA States to limit the transposition deficit to 0,5% <https://eur-lex.europa.eu/legal-content/EN/TXT/HTML/?uri=CELEX:52023DC0162>

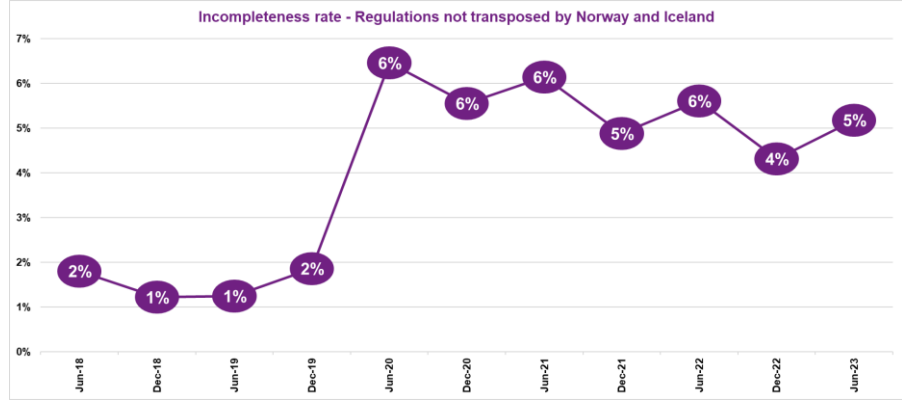
² The findings regarding the transposition deficits of the EFTA States take into account the 796 internal market relevant directives that were incorporated into the EEA Agreement and were in force on 31 May 2023

Transposition deficit – Regulations³

Average Transposition deficit (Norway & Iceland only) for regulations⁴ for the EEA EFTA States increased to 2.8%

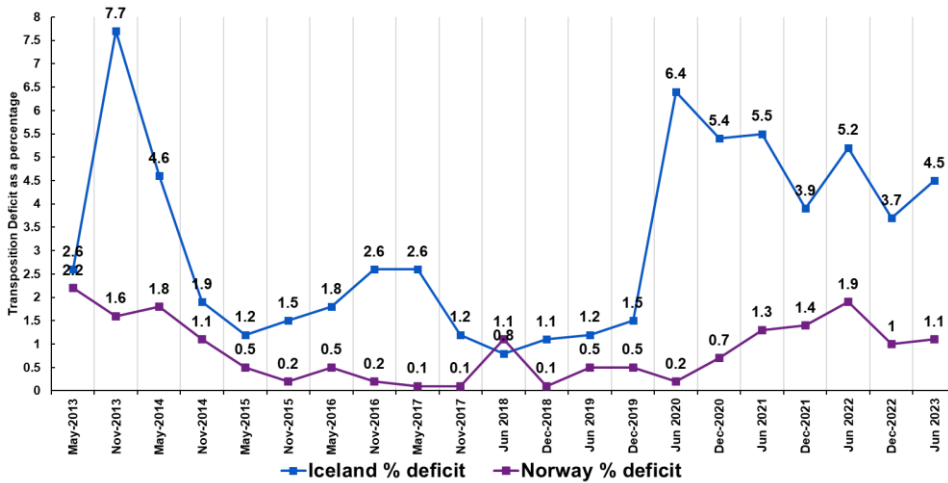
↑ Incompleteness rate

5% = 212 Regulations



67% of outstanding Regulations not transposed by both Iceland and Norway fall in the Transport sector

EFTA States' transposition deficit over the past 10 years - Regulations



³ Pursuant to its monistic legal tradition, regulations become part of Liechtenstein's internal legal order once they have been incorporated into the EEA Agreement through an EEA Joint Committee decision and are published. Iceland and Norway are, on the other hand, obliged to adopt legal measures in order to make regulations "as such" part of their internal legal orders.

⁴ On 31 May 2023, 4095 internal market relevant regulations incorporated into the EEA Agreement were in force.

Iceland



Transposition Deficit - Directives

↑ •1.9% (up from 1%)

Overdue Directives

↑ •15 (last Scoreboard: 8) - one is more than 2 years overdue / 7 outstanding since last Scoreboard

Problematic Sectors

•>30% fall in the Environment sector

Average Delay

↑ •10.2 months (last Scoreboard: 10.1 months)

Transposition Deficit - Regulations

↑ •4.5% (up from 3.7%)

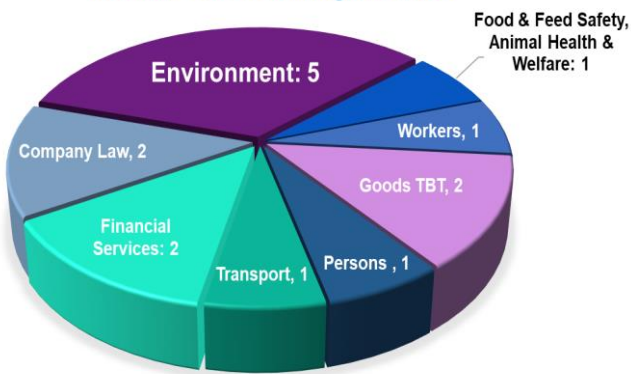
Overdue Regulations

↑ •185 (last Scoreboard: 143)

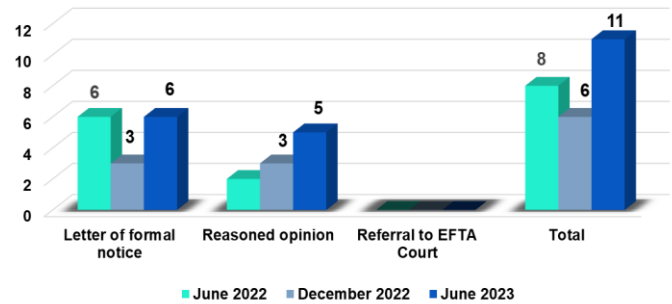
Sectors

•49% fall in the Food & Feed Safety, Animal Health & Welfare sector, with 20% in both the Financial Services and Goods TBT sectors

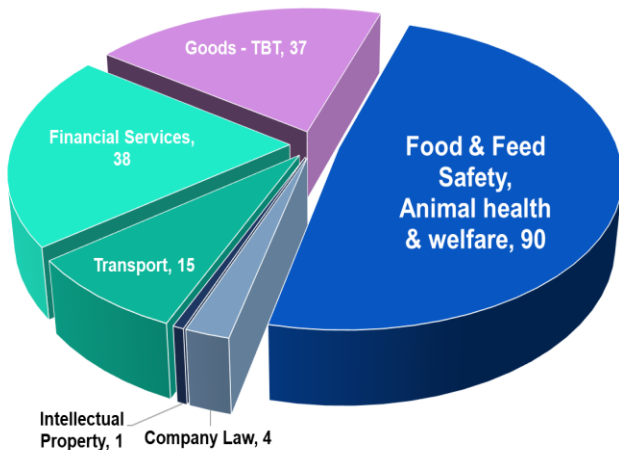
Iceland - 15 outstanding directives



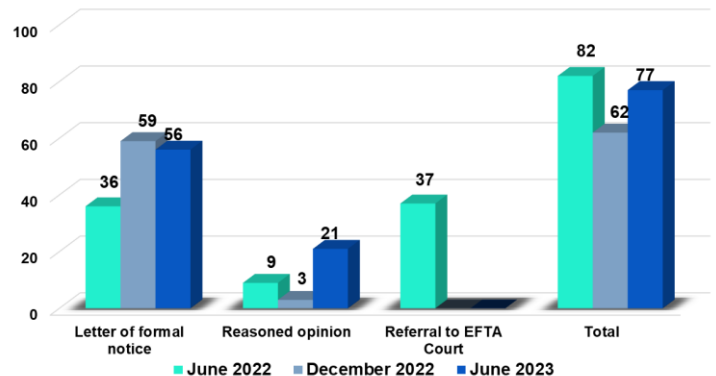
Iceland
Number of infringement cases due to non-transposition of directives



Iceland - 185 outstanding regulations



Iceland
Number of infringement cases due to non-transposition of regulations



Liechtenstein



Transposition Deficit - Directives



•0.1% (down from 0.4%)

Overdue Directives



•1 (last Scoreboard: 3) - none more than 2 years overdue / none outstanding from the last Scoreboard

Problematic Sectors


•Transport sector

Average Delay

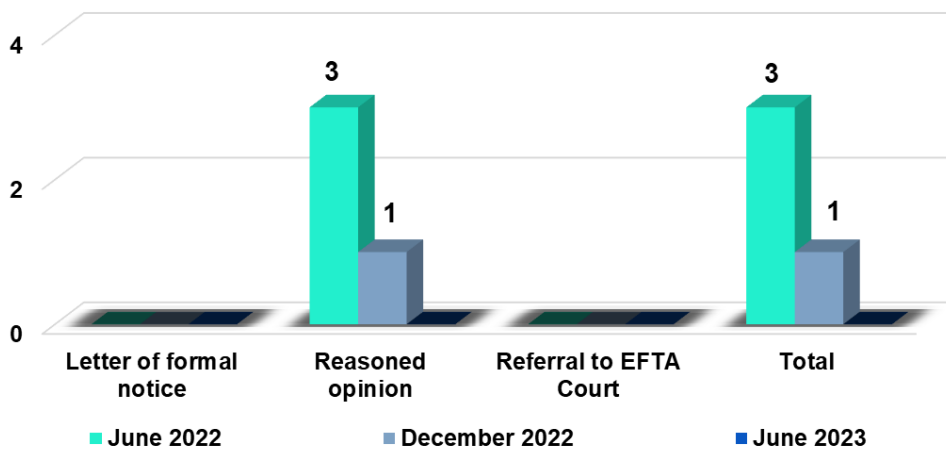


•1.1 months (last Scoreboard: 18 months)

Liechtenstein - 1 outstanding directive



Liechtenstein
Number of infringement cases due to non-transposition of directives



Norway



Transposition Deficit - Directives



• 1.3% (down from 1.5%)

Overdue Directives



• 10 (last Scoreboard: 12) - one more than 2 years overdue / 7 outstanding since last Scoreboard

Problematic Sectors

• 30% fall in the Financial Services sector

Average Delay



• 17 months (last Scoreboard: 11.2 months)

Transposition Deficit - Regulations⁴



• 1.1% (up from 1%)

Overdue Regulations




• 45 (last Scoreboard: 38)

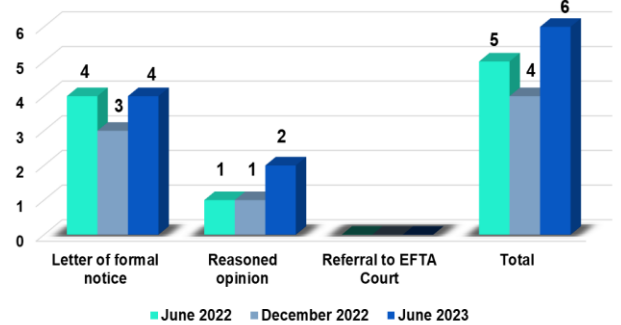
Sectors

• 47% fall in the Financial Services sector / 31% in the Transport sector

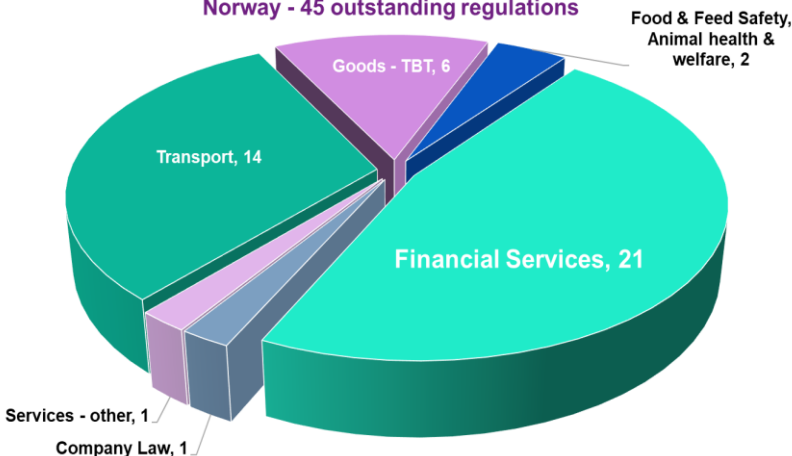
Norway - 10 outstanding directives



Norway Number of infringement cases due to non-transposition of directives



Norway - 45 outstanding regulations



Norway Number of infringement cases due to non-transposition of regulations

